

## RESULTS

### CROSS COUNTRY SPRINT FINALS B 1-3 MEN

BESSANS BIATHLON STADIUM THU 28 JAN 2010

#### Quarter Final 1 Heat starttime: 11:40:00

Rank	Bib	Name	NPC	Time	Behind
1.	108	Clarion, Thomas	FRA	4:03.18	
2.	93	Lukyanenko, Vitaliy	UKR	4:03.81	+0.63
3.	97	Modin, Zebastian	SWE	4:13.06	+9.88
4.	104	Zampin, Elie	FRA	4:20.26	+17.08

Q  
Q

#### Quarter Final 2 Heat starttime: 11:45:00

Rank	Bib	Name	NPC	Time	Behind
1.	92	Shaptsiaboi, Vasili	BLR	4:03.23	
2.	110	Kupchinskiy, Valery	RUS	4:03.31	+0.08
3.	100	Im, Hak-Su	KOR	4:03.75	+0.52
4.	102	Baláz, Marián	SVK	4:09.26	+6.03

Q  
Q

#### Quarter Final 3 Heat starttime: 11:50:00

Rank	Bib	Name	NPC	Time	Behind
1.	96	Safronov, Evgeniy	RUS	4:06.39	
2.	112	Shulga, Dmytro	UKR	4:13.96	+7.57
3.	99	Munts, Oleh	UKR	4:20.01	+13.62
4.	111	Axelsson, Håkan	SWE	4:38.93	+32.54

Q  
Q

#### Quarter Final 4 Heat starttime: 11:55:00

Rank	Bib	Name	NPC	Time	Behind
1.	91	Brem, Wilhelm	GER	4:04.03	
2.	95	Polukhin, Nikolay	RUS	4:08.06	+4.03
3.	101	Utkin, Iurii	UKR	4:10.40	+6.37
4.	103	Spitzin, Filip	RUS	4:20.85	+16.82

Q  
Q

#### Semi Final 1 Heat starttime: 13:10:00

Rank	Bib	Name	NPC	Time	Behind
1.	108	Clarion, Thomas	FRA	3:49.32	
2.	92	Shaptsiaboi, Vasili	BLR	3:55.34	+6.02
3.	110	Kupchinskiy, Valery	RUS	3:57.09	+7.77
4.	93	Lukyanenko, Vitaliy	UKR	4:01.25	+11.93

Q  
Q

#### Semi Final 2 Heat starttime: 13:15:00

Rank	Bib	Name	NPC	Time	Behind
1.	95	Polukhin, Nikolay	RUS	3:53.65	
2.	96	Safronov, Evgeniy	RUS	3:57.15	+3.50
3.	91	Brem, Wilhelm	GER	4:01.29	+7.64
4.	112	Shulga, Dmytro	UKR	4:04.25	+10.60

Q  
Q

#### A-Final Heat starttime: 13:55:00

Rank	Bib	Name	NPC	Time	Behind
1.	96	Safronov, Evgeniy	RUS	3:38.89	
2.	108	Clarion, Thomas	FRA	3:39.31	+0.42
3.	95	Polukhin, Nikolay	RUS	3:44.00	+5.11
4.	92	Shaptsiaboi, Vasili	BLR	3:46.12	+7.23

## OFFICIAL RESULTS

### CROSS COUNTRY SPRINT B 1-3 MEN

BESSANS BIATHLON STADIUM THU 28 JAN 2010

JURY		COURSE INFORMATION	
IPC TD:	GRUHN Olaf (GER)	Course Name	Standing
Assistant IPC TD:	KELLER Rudi (SUI)	Height Difference (HD)	18m
Chief of Competition:	VASINA Jean-Hubert (FRA)	Maximum Climb (MC)	18m
Member:	KOPYTINE Alexei (RUS)	Total Climb (TC)	29m
Member:	EGGER Wolfgang (AUT)	Length of Lap	1210m
		Laps	1

Rank	Bib	SURNAME Firstname	NPC	Class	%	WC pts	Heat: Rank	First race
1.	96	SAFRONOV Evgeniy G: GUMEROV Ural	RUS	B2	98	100	Final: 1	3:21.99
2.	108	CLARION Thomas G: PASSERON Stephane	FRA	B1	85	80	Final: 2	3:19.48
3.	95	POLUKHIN Nikolay G: TOKAREV Andrey	RUS	B2	98	60	Final: 3	3:24.97
4.	92	SHAPTSIABOI Vasili G: SHABLOVSKI Mikalai	BLR	B2	98	50	Final: 4	3:28.69
5.	110	KUPCHINSKIY Valery G: DUBOV Viacheslav	RUS	B1	85	45	Semi: 3	3:29.06
6.	91	BREM Wilhelm G: GRIMM Florian	GER	B1	85	40	Semi: 3	3:30.78
7.	112	SHULGA Dmytro G: KUCHERYAVIY Sergiy	UKR	B2	98	36	Semi: 4	3:34.55
8.	93	LUKYANENKO Vitaliy	UKR	B3	100	32	Semi: 4	3:37.40
9.	97	MODIN Zebastian G: ACKEROT Albin	SWE	B1	85	29	Quarter: 3	3:36.49
10.	99	MUNTS Oleh G: BABAR Borys	UKR	B1	85	26	Quarter: 3	3:40.94
11.	101	UTKIN Iurii G: KAZAKOV Vitalii	UKR	B3	100	24	Quarter: 3	3:43.02
12.	100	IM Hak-Su G: PARK Yoon Bae	KOR	B3	100	22	Quarter: 3	3:44.91
13.	102	BALÁZ Marián	SVK	B2	98	20	Quarter: 4	3:46.07
14.	103	SPITZIN Filip G: KOPYTIN Alexey	RUS	B3	100	18	Quarter: 4	3:50.17
15.	111	AXELSSON Håkan G: JANSSON David	SWE	B2	98	16	Quarter: 4	3:54.29
16.	104	ZAMPIN Elie G: BAYON Lionel	FRA	B3	100	15	Quarter: 4	3:59.57
17.	107	GATSCHER Franz G: VARRONE Luigi	ITA	B2	98	14		4:00.09
18.	109	NOVIKOV Alexi G: STIRLING Jamie	CAN	B3	100	13		4:13.23
19.	105	ZHDAN Sjarhei G: LUKIANAU Aliaksei	BLR	B1	85	*		5:52.20

## OFFICIAL RESULTS


### CROSS COUNTRY SPRINT B 1-3 MEN

BESSANS BIATHLON STADIUM THU 28 JAN 2010

Rank	Bib	SURNAME Firstname	NPC	Class	%	WC pts	Heat: Rank	First race
	106	MANNANOV Irek G: GUMEROV Salavat	RUS	B2	98			DNS
	98	OLLANKETO Jarmo G: TÖRMÄNEN Marko	FIN	B2	98			DNS
	94	HÖFLE Frank G: WACHLING Johannes	GER	B2	98			DNS

\* - Qualification time was outside the IPC 130% rule

IPC Technical Delegate



Olaf Gruhn  
(GER)

## RESULTS

### CROSS COUNTRY SPRINT FINALS B 1-3 WOMEN

BESSANS BIATHLON STADIUM THU 28 JAN 2010

#### Quarter Final 1 Heat starttime: 12:20:00

Rank	Bib	Name	NPC	Time	Behind	
1.	151	Sakhanenka, Sviatlana	BLR	4:13.00		Q
2.	141	Lysova, Mikhailina	RUS	4:13.45	+0.45	Q
3.	148	Remizova, Elena	RUS	4:18.96	+5.96	
4.	154	Knight, Courtney	CAN	4:27.18	+14.18	

#### Quarter Final 2 Heat starttime: 12:25:00

Rank	Bib	Name	NPC	Time	Behind	
1.	146	Shyshkova, Oksana	UKR	4:55.20		Q
2.	157	Vasilieva, Liubov	RUS	4:55.62	+0.42	Q
3.	152	Bredahl, Anne-Mette	DEN	5:21.29	+26.09	
4.	153	Gorbounova, Margarita	CAN	5:29.95	+34.75	

#### Quarter Final 3 Heat starttime: 12:30:00

Rank	Bib	Name	NPC	Time	Behind	
1.	143	Ilyuchenko, Tatiana	RUS	5:09.57		Q
2.	155	Kameneva, Polina	RUS	5:10.18	+0.61	Q
3.	149	Hösch, Vivian	GER	5:25.67	+16.10	
4.	144	Morin, Nathalie	FRA	5:30.65	+21.08	

#### Quarter Final 4 Heat starttime: 12:35:00

Rank	Bib	Name	NPC	Time	Behind	
1.	142	Bentele, Verena	GER	4:41.71		Q
2.	147	Weldon, Robbi	CAN	5:04.35	+22.64	Q
3.	145	Kanuma, Yurie	JPN	5:08.68	+26.97	
4.	156	Hofmann, Nicole	GER	5:37.50	+55.79	

#### Semi Final 1 Heat starttime: 13:30:00

Rank	Bib	Name	NPC	Time	Behind	
1.	151	Sakhanenka, Sviatlana	BLR	4:04.01		Q
2.	141	Lysova, Mikhailina	RUS	4:05.28	+1.27	Q
3.	157	Vasilieva, Liubov	RUS	4:09.57	+5.56	
4.	146	Shyshkova, Oksana	UKR	4:27.62	+23.61	

#### Semi Final 2 Heat starttime: 13:35:00

Rank	Bib	Name	NPC	Time	Behind	
1.	142	Bentele, Verena	GER	4:29.01		Q
2.	143	Ilyuchenko, Tatiana	RUS	4:43.75	+14.74	Q
3.	155	Kameneva, Polina	RUS	4:52.29	+23.28	
4.	147	Weldon, Robbi	CAN	5:08.26	+39.25	

#### A-Final Heat starttime: 14:05:00

Rank	Bib	Name	NPC	Time	Behind
1.	142	Bentele, Verena	GER	4:08.29	
2.	151	Sakhanenka, Sviatlana	BLR	4:30.26	+21.97
3.	141	Lysova, Mikhailina	RUS	4:36.03	+27.74
4.	143	Ilyuchenko, Tatiana	RUS	4:49.89	+41.60

## OFFICIAL RESULTS

### CROSS COUNTRY SPRINT B 1-3 WOMEN

BESSANS BIATHLON STADIUM THU 28 JAN 2010

JURY		COURSE INFORMATION	
IPC TD:	GRUHN Olaf (GER)	Course Name	Standing
Assistant IPC TD:	KELLER Rudi (SUI)	Height Difference (HD)	18m
Chief of Competition:	VASINA Jean-Hubert (FRA)	Maximum Climb (MC)	18m
Member:	KOPYTINE Alexei (RUS)	Total Climb (TC)	29m
Member:	EGGER Wolfgang (AUT)	Length of Lap	1210m
		Laps	1

Rank	Bib	SURNAME Firstname	NPC	Class	%	WC pts	Heat: Rank	First race
1.	142	BENTELE Verena G: FRIEDRICH Thomas	GER	B1	85	100	Final: 1	4:11.48
2.	151	SAKHANENKA Sviatlana G: MATLAKHOU Imar	BLR	B3	100	80	Final: 2	3:56.40
3.	141	LYSOVA Mikhailina G: IVANOV Alexey	RUS	B3	100	60	Final: 3	4:26.06
4.	143	ILYUCHENKO Tatiana G: KOSHKIN Valery	RUS	B3	100	50	Final: 4	4:10.36
5.	157	VASILIEVA Liubov G: YAKIMOVA Natalia	RUS	B2	98	45	Semi: 3	4:12.77
6.	155	KAMENEVA Polina G: GOLDINOV Viacheslav	RUS	B3	100	40	Semi: 3	4:21.53
7.	146	SHYSHKOVA Oksana G: ARTOMIN Dmytro	UKR	B2	98	36	Semi: 4	4:17.58
8.	147	WELDON Robbi G: BERRY Brian	CAN	B2	98	32	Semi: 4	4:19.45
9.	148	REMIZOVA Elena G: KOPYTIN Alexey	RUS	B3	100	29	Quarter: 3	4:22.50
10.	149	HÖSCH Vivian G: SCHLEE Normann	GER	B1	85	26	Quarter: 3	4:35.64
11.	145	KANUMA Yurie G: KOBAYASHI Takashi	JPN	B1	85	24	Quarter: 3	4:41.12
12.	152	BREDAHL Anne-Mette G: BERGLUND Monica	DEN	B1	85	22	Quarter: 3	4:55.87
13.	153	GORBOUNOVA Margarita G: D'ARRAS Robert	CAN	B2	98	20	Quarter: 4	4:50.58
14.	156	HOFMANN Nicole G: HOFMANN Alexander	GER	B3	100	18	Quarter: 4	4:58.87
15.	144	MORIN Nathalie G: JALLIFIER Stephanie	FRA	B3	100	16	Quarter: 4	4:59.76
16.	154	KNIGHT Courtney G: BUNDON Andrea	CAN	B3	100	15	Quarter: 4	5:02.61
17.	150	NEVIDIOMOVA Valentina G: MIKHALENKO Anatoly	RUS	B1	85	*		5:24.08


\* - Qualification time was outside the IPC 130% rule

## OFFICIAL RESULTS

### CROSS COUNTRY SPRINT B 1-3 WOMEN

BESSANS BIATHLON STADIUM THU 28 JAN 2010

IPC Technical Delegate



**Olaf Gruhn  
(GER)**

## RESULTS

### CROSS COUNTRY SPRINT FINALS LW 2-9 MEN

BESSANS BIATHLON STADIUM THU 28 JAN 2010

#### Quarter Final 1 Heat starttime: 12:00:00

Rank	Bib	Name	NPC	Time	Behind
1.	70	Oelsner, Thomas	GER	4:26.81	
2.	61	Tuomisto, Ilkka	FIN	4:27.70	+0.89
3.	67	Kolodziej, Jan	POL	4:32.93	+6.12
4.	72	Sato, Keiichi	JPN	4:41.87	+15.06

Q  
Q

#### Quarter Final 2 Heat starttime: 12:05:00

Rank	Bib	Name	NPC	Time	Behind
1.	75	Silchanka, Siarhei	BLR	4:09.40	
2.	69	Millar, James Kenneth	AUS	4:12.14	+2.74
3.	76	Giesen, Josef	GER	4:21.06	+11.66
4.	77	Kurz, Michael	AUT	4:22.50	+13.10

Q  
Q

#### Quarter Final 3 Heat starttime: 12:10:00

Rank	Bib	Name	NPC	Time	Behind
1.	80	Arendz, Mark	CAN	4:12.06	
2.	79	Dahle, Vegard	NOR	4:12.90	+0.84
3.	78	Takigami, Kenji	JPN	4:19.14	+7.08
4.	62	Lilleberg, Svein	NOR	4:26.07	+14.01

Q  
Q

#### Quarter Final 4 Heat starttime: 12:15:00

Rank	Bib	Name	NPC	Time	Behind
1.	63	Vovchynskiy, Grygorii	UKR	3:50.46	
2.	73	Bourseaux, Yannick	FRA	3:50.74	+0.28
3.	74	Uhlig, Tino	GER	3:55.72	+5.26
4.	65	Nitta, Yoshihiro	JPN	4:03.69	+13.23
5.	81	Sytnyk, Vitalii	UKR	4:09.57	+19.11

Q  
Q

#### Semi Final 1 Heat starttime: 13:20:00

Rank	Bib	Name	NPC	Time	Behind
1.	70	Oelsner, Thomas	GER	3:32.06	
2.	61	Tuomisto, Ilkka	FIN	3:32.95	+0.89
3.	69	Millar, James Kenneth	AUS	3:34.23	+2.17
4.	75	Silchanka, Siarhei	BLR	3:46.10	+14.04

Q  
Q

#### Semi Final 2 Heat starttime: 13:25:00

Rank	Bib	Name	NPC	Time	Behind
1.	80	Arendz, Mark	CAN	3:35.76	
2.	79	Dahle, Vegard	NOR	3:35.98	+0.22
3.	63	Vovchynskiy, Grygorii	UKR	3:36.20	+0.44
4.	73	Bourseaux, Yannick	FRA	3:50.00	+14.24

Q  
Q

#### A-Final Heat starttime: 14:00:00

Rank	Bib	Name	NPC	Time	Behind
1.	61	Tuomisto, Ilkka	FIN	3:26.48	
2.	70	Oelsner, Thomas	GER	3:29.40	+2.92
3.	80	Arendz, Mark	CAN	3:30.64	+4.16
4.	79	Dahle, Vegard	NOR	4:01.20	+34.72

## OFFICIAL RESULTS

### CROSS COUNTRY SPRINT LW 2-9 MEN

BESSANS BIATHLON STADIUM THU 28 JAN 2010

JURY		COURSE INFORMATION	
IPC TD:	GRUHN Olaf (GER)	Course Name	Standing
Assistant IPC TD:	KELLER Rudi (SUI)	Height Difference (HD)	18m
Chief of Competition:	VASINA Jean-Hubert (FRA)	Maximum Climb (MC)	18m
Member:	KOPYTINE Alexei (RUS)	Total Climb (TC)	29m
Member:	EGGER Wolfgang (AUT)	Length of Lap	1210m
		Laps	1

Rank	Bib	SURNAME Firstname	NPC	Class	%	WC pts	Heat: Rank	First race
1.	61	TUOMISTO Ilkka	FIN	LW8	97	100	Final: 1	3:47.34
2.	70	OELSNER Thomas	GER	LW6	96	80	Final: 2	3:32.77
3.	80	ARENDZ Mark	CAN	LW6	96	60	Final: 3	3:46.44
4.	79	DAHLE Vegard	NOR	LW4	96	50	Final: 4	3:36.39
5.	63	VOVCHYNSKYI Grygorii	UKR	LW8	97	45	Semi: 3	3:34.28
6.	69	MILLAR James Kenneth	AUS	LW8	97	40	Semi: 3	3:44.25
7.	75	SILCHANKA Siarhei	BLR	LW8	97	36	Semi: 4	3:39.81
8.	73	BOURSEAU Yannick	FRA	LW6	96	32	Semi: 4	3:44.64
9.	67	KOLODZIEJ Jan	POL	LW3	80	29	Quarter: 3	3:48.31
10.	78	TAKIGAMI Kenji	JPN	LW2	86	26	Quarter: 3	3:50.21
11.	74	UHLIG Tino	GER	LW8	97	24	Quarter: 3	3:50.86
12.	76	GIESEN Josef	GER	LW5/7	87	22	Quarter: 3	3:55.74
13.	65	NITTA Yoshihiro	JPN	LW8	97	20	Quarter: 4	3:38.25
14.	77	KURZ Michael	AUT	LW9	92	18	Quarter: 4	3:52.56
15.	62	LILLEBERG Svein	NOR	LW2	86	16	Quarter: 4	4:01.77
16.	72	SATO Keiichi	JPN	LW8	97	15	Quarter: 4	4:02.51
17.	81	SYTNYK Vitalii	UKR	LW6	96	14	Quarter: 5	3:59.22
18.	66	LESHCHYSHYN Oleh	UKR	LW8	97	13		4:03.65
19.	71	STEFANONI Daniele	ITA	LW4	96	12		4:09.73
20.	68	MOSHER Tyler	CAN	LW3	96	11		4:24.35
21.	64	SEMENEHYKOU Aliaksandr	BLR	LW8	97	*		4:50.20

\* - Qualification time was outside the IPC 130% rule

<b>IPC Technical Delegate</b>

<b>Olaf Gruhn (GER)</b>

## RESULTS

### CROSS COUNTRY SPRINT FINALS LW 2-9 WOMEN

BESSANS BIATHLON STADIUM THU 28 JAN 2010

#### Semi Final 1 Heat starttime: 12:40:00

Rank	Bib	Name	NPC	Time	Behind	
1.	127	Ota, Shoko	JPN	4:19.70		Q
2.	122	Batenkova, Iuliia	UKR	4:20.60	+0.90	Q
3.	123	Löytynoja, Maija	FIN	4:21.18	+1.48	
4.	129	Sellin, Stina	SWE	5:10.09	+50.39	

#### Semi Final 2 Heat starttime: 12:45:00

Rank	Bib	Name	NPC	Time	Behind	
1.	126	Rogowiec, Katarzyna	POL	4:52.01		Q
2.	121	Kononova, Oleksandra	UKR	4:58.03	+6.02	Q
3.	128	Barber, Jody	CAN	5:06.60	+14.59	
4.	130	Novaglio, Pamela	ITA	5:13.42	+21.41	

#### A-Final Heat starttime: 13:40:00

Rank	Bib	Name	NPC	Time	Behind
1.	121	Kononova, Oleksandra	UKR	4:34.26	
2.	126	Rogowiec, Katarzyna	POL	4:35.32	+1.06
3.	122	Batenkova, Iuliia	UKR	4:37.65	+3.39
4.	127	Ota, Shoko	JPN	4:45.59	+11.33

## OFFICIAL RESULTS

### CROSS COUNTRY SPRINT LW 2-9 WOMEN

BESSANS BIATHLON STADIUM THU 28 JAN 2010

JURY		COURSE INFORMATION	
IPC TD:	GRUHN Olaf (GER)	Course Name	Standing
Assistant IPC TD:	KELLER Rudi (SUI)	Height Difference (HD)	18m
Chief of Competition:	VASINA Jean-Hubert (FRA)	Maximum Climb (MC)	18m
Member:	KOPYTINE Alexei (RUS)	Total Climb (TC)	29m
Member:	EGGER Wolfgang (AUT)	Length of Lap	1210m
		Laps	1

Rank	Bib	SURNAME Firstname	NPC	Class	%	WC pts	Heat: Rank	First race
1.	121	KONONOVA Oleksandra	UKR	LW8	97	100	Final: 1	4:13.24
2.	126	ROGOWIEC Katarzyna	POL	LW5/7	87	80	Final: 2	4:17.89
3.	122	BATENKOVA Iuliia	UKR	LW6	96	60	Final: 3	4:10.17
4.	127	OTA Shoko	JPN	LW8	97	50	Final: 4	4:21.93
5.	123	LÖYTYNOJA Maija	FIN	LW8	97	45	Semi: 3	4:22.10
6.	128	BARBER Jody	CAN	LW8	97	40	Semi: 3	4:39.51
7.	130	NOVAGLIO Pamela	ITA	LW6	96	36	Semi: 4	4:41.45
8.	129	SELLIN Stina	SWE	LW8	97	32	Semi: 4	4:42.91
9.	132	DEKIJIMA Momoko	JPN	LW6	96	29		4:43.06
10.	131	UNDERKOFER Kelly	USA	LW8	97	26		4:50.57
11.	134	DUDZIAK Arleta	POL	LW8	97	24		4:54.19
12.	124	PROTOPAPA Paola	ITA	LW8	97	*		5:50.75
13.	133	BENSON Mary	CAN	LW9	96	*		6:30.23
	125	DEVITTORI Chiara	SUI	LW4	96			DNS

\* - Qualification time was outside the IPC 130% rule

<b>IPC Technical Delegate</b>

<b>Olaf Gruhn (GER)</b>

## RESULTS

### CROSS COUNTRY SPRINT FINALS LW 10-12 MEN

BESSANS BIATHLON STADIUM THU 28 JAN 2010

#### Quarter Final 1 Heat starttime: 11:00:00

Rank	Bib	Name	NPC	Time	Behind
1.	17	Loban, Dzmitry	BLR	5:52.15	
2.	14	Halsted, Sean	USA	5:53.34	+1.19
3.	10	Rosiek, Kamil	POL	5:55.32	+3.17
4.	24	Rosique, Romain	FRA	5:55.95	+3.80

Q  
Q

#### Quarter Final 2 Heat starttime: 11:05:00

Rank	Bib	Name	NPC	Time	Behind
1.	5	Kostiuk, Iurii	UKR	3:06.54	
2.	3	Davidovich, Aliaksandr	BLR	3:06.81	+0.27
3.	21	Gajdiciar, Vladimir	SVK	3:08.18	+1.64
4.	36	Bettega, Georges	FRA	3:16.46	+9.92

Q  
Q

#### Quarter Final 3 Heat starttime: 11:10:00

Rank	Bib	Name	NPC	Time	Behind
1.	4	Masiello, Enzo	ITA	2:50.82	
2.	6	Larsen, Trygve S.	NOR	2:51.20	+0.38
3.	8	Kubo, Kozo	JPN	2:51.82	+1.00
4.	20	Mallory, Greg	USA	2:56.81	+5.99

Q  
Q

#### Quarter Final 4 Heat starttime: 11:15:00

Rank	Bib	Name	NPC	Time	Behind
1.	2	Klebl, Chris	USA	2:55.89	
2.	37	Marguerettaz, Alain	FRA	2:56.23	+0.34
3.	1	Soule, Andrew	USA	2:56.71	+0.82
4.	7	Monypenny, Dominic	AUS	2:58.93	+3.04

Q  
Q

#### Semi Final 1 Heat starttime: 12:50:00

Rank	Bib	Name	NPC	Time	Behind
1.	14	Halsted, Sean	USA	2:47.71	
2.	17	Loban, Dzmitry	BLR	2:48.20	+0.49
3.	5	Kostiuk, Iurii	UKR	2:49.64	+1.93
4.	3	Davidovich, Aliaksandr	BLR	2:54.59	+6.88

Q  
Q

#### Semi Final 2 Heat starttime: 12:55:00

Rank	Bib	Name	NPC	Time	Behind
1.	6	Larsen, Trygve S.	NOR	2:44.28	
2.	4	Masiello, Enzo	ITA	2:44.51	+0.23
3.	2	Klebl, Chris	USA	2:44.71	+0.43
4.	37	Marguerettaz, Alain	FRA	2:54.23	+9.95

Q  
Q

#### A-Final Heat starttime: 13:45:00

Rank	Bib	Name	NPC	Time	Behind
1.	6	Larsen, Trygve S.	NOR	2:45.23	
2.	4	Masiello, Enzo	ITA	2:45.51	+0.28
3.	17	Loban, Dzmitry	BLR	2:47.40	+2.17
4.	14	Halsted, Sean	USA	2:50.53	+5.30

## OFFICIAL RESULTS

### CROSS COUNTRY SPRINT LW 10-12 MEN

BESSANS BIATHLON STADIUM THU 28 JAN 2010

JURY		COURSE INFORMATION	
IPC TD:	GRUHN Olaf (GER)	Course Name	Sitski
Assistant IPC TD:	KELLER Rudi (SUI)	Height Difference (HD)	13m
Chief of Competition:	VASINA Jean-Hubert (FRA)	Maximum Climb (MC)	13m
Member:	KOPYTINE Alexei (RUS)	Total Climb (TC)	19m
Member:	EGGER Wolfgang (AUT)	Length of Lap	951m
		Laps	1

Rank	Bib	SURNAME Firstname	NPC	Class	%	WC pts	Heat: Rank	First race
1.	6	LARSEN Trygve S.	NOR	LW12	100	100	Final: 1	2:48.61
2.	4	MASIELLO Enzo	ITA	LW11	94	80	Final: 2	2:44.89
3.	17	LOBAN Dzmitry	BLR	LW12	100	60	Final: 3	2:35.86
4.	14	HALSTED Sean	USA	LW11.5	98	50	Final: 4	2:45.33
5.	2	KLEBL Chris	USA	LW11	94	45	Semi: 3	2:42.38
6.	5	KOSTIUK Iurii	UKR	LW10.5	91	40	Semi: 3	2:44.21
7.	3	DAVIDOVICH Aliaksandr	BLR	LW12	100	36	Semi: 4	2:42.66
8.	37	MARGUERETTAZ Alain	FRA	LW11	94	32	Semi: 4	2:49.58
9.	8	KUBO Kozo	JPN	LW11	94	29	Quarter: 3	2:41.74
10.	1	SOULE Andrew	USA	LW12	100	26	Quarter: 3	2:44.73
11.	10	ROSIEK Kamil	POL	LW12	100	24	Quarter: 3	2:48.46
12.	21	GAJDICIAR Vladimír	SVK	LW12	100	22	Quarter: 3	2:50.89
13.	36	BETTEGA Georges	FRA	LW11.5	98	20	Quarter: 4	2:50.84
14.	7	MONYPENNY Dominic	AUS	LW11	94	18	Quarter: 4	2:50.95
15.	20	MALLORY Greg	USA	LW11	94	16	Quarter: 4	2:51.58
16.	24	ROSIQUE Romain	FRA	LW11	94	15	Quarter: 4	2:52.46
17.	22	HUBER Bruno	SUI	LW12	100	14		2:52.62
18.	34	KHYZHNYAK Sergiy	UKR	LW12	100	13		2:54.02
19.	13	LYKIANENKO Evgeny	BLR	LW12	100	12		2:54.58
20.	29	FAGERHØI Per	NOR	LW11	94	11		2:55.32
21.	35	PRONKA Baris	BLR	LW11	94	10		2:57.08
22.	16	FLEIG Martin	GER	LW11.5	98	9		3:00.60
23.	31	FLIS Sylwester	POL	LW11.5	98	8		3:01.79
24.	15	RUEPP Roland	ITA	LW11.5	98	7		3:01.88
25.	12	SAMCHENKO Ruslan	UKR	LW10.5	91	6		3:02.40
26.	19	GIBSON Asquith Lou	CAN	LW12	100	5		3:04.41
27.	30	FORTIER Sebastian	CAN	LW11.5	98	4		3:06.86
28.	27	NAGATA Hiroyuki	JPN	LW10	86	3		3:12.60
29.	25	BOVE Fabrizio	ITA	LW12	100	2		3:13.36
30.	9	RAOUX Thierry	FRA	LW10	86	1		3:13.96
31.	26	LEHNER Manfred	AUT	LW11	94			3:15.22
32.	28	MOREAU Charles	CAN	LW11	94	*		3:28.91
33.	32	LACOME Ken	USA	LW11	94	*		3:37.05
34.	11	CHAIX Jean Paul	FRA	LW11	94	*		3:37.48
35.	33	FRAZIER Eric	USA	LW11	94	*		3:41.98
36.	23	MIATLOV Maxim	BLR	LW12	100	*		3:46.87

## OFFICIAL RESULTS


### CROSS COUNTRY SPRINT LW 10-12 MEN

BESSANS BIATHLON STADIUM THU 28 JAN 2010

Rank	Bib	SURNAME Firstname	NPC	Class	%	WC pts	Heat: Rank	First race
18		LEE Insung	KOR	LW12	100			DNS

\* - Qualification time was outside the IPC 130% rule

IPC Technical Delegate



**Olaf Gruhn  
(GER)**

## RESULTS

### CROSS COUNTRY SPRINT FINALS LW 10-12 WOMEN

BESSANS BIATHLON STADIUM THU 28 JAN 2010

#### Quarter Final 1 Heat starttime: 11:20:00

Rank	Bib	Name	NPC	Time	Behind
1.	49	Vauchok, Liudmila	BLR	3:23.64	
2.	52	Maibøll, Marianne	DEN	3:30.25	+6.61
3.	45	Bascio, Monica	USA	3:33.96	+10.32

Q  
Q

#### Quarter Final 2 Heat starttime: 11:25:00

Rank	Bib	Name	NPC	Time	Behind
1.	46	Eskau, Andrea	GER	3:31.50	
2.	41	Pavlenko, Lyudmyla	UKR	3:43.81	+12.31
3.	48	Tymoshchenko, Tetyana	UKR	4:03.93	+32.43
4.	54	Wicker, Anja	GER	4:25.26	+53.76

Q  
Q

#### Quarter Final 3 Heat starttime: 11:30:00

Rank	Bib	Name	NPC	Time	Behind
1.	53	Bourgonje, Collette	CAN	3:41.93	
2.	42	Iurkovska, Olena	UKR	3:46.26	+4.33
3.	44	Tryfonova, Svitlana	UKR	4:02.90	+20.97

Q  
Q

#### Quarter Final 4 Heat starttime: 11:35:00

Rank	Bib	Name	NPC	Time	Behind
1.	47	Porcellato, Francesca	ITA	3:43.65	
2.	50	Marthinsen, Marianne V.	NOR	3:47.67	+4.02
3.	51	Stefurak, Nadiya	UKR	4:07.78	+24.13

Q  
Q

#### Semi Final 1 Heat starttime: 13:00:00

Rank	Bib	Name	NPC	Time	Behind
1.	49	Vauchok, Liudmila	BLR	3:10.46	
2.	46	Eskau, Andrea	GER	3:12.76	+2.30
3.	52	Maibøll, Marianne	DEN	3:19.39	+8.93
4.	41	Pavlenko, Lyudmyla	UKR	3:24.43	+13.97

Q  
Q

#### Semi Final 2 Heat starttime: 13:05:00

Rank	Bib	Name	NPC	Time	Behind
1.	53	Bourgonje, Collette	CAN	3:29.42	
2.	47	Porcellato, Francesca	ITA	3:30.28	+0.86
3.	42	Iurkovska, Olena	UKR	3:37.25	+7.83
4.	50	Marthinsen, Marianne V.	NOR	3:43.31	+13.89

Q  
Q

#### A-Final Heat starttime: 13:50:00

Rank	Bib	Name	NPC	Time	Behind
1.	47	Porcellato, Francesca	ITA	3:18.59	
2.	49	Vauchok, Liudmila	BLR	3:21.04	+2.45
3.	53	Bourgonje, Collette	CAN	3:23.68	+5.09
4.	46	Eskau, Andrea	GER	3:29.65	+11.06

## OFFICIAL RESULTS

### CROSS COUNTRY SPRINT LW 10-12 WOMEN

BESSANS BIATHLON STADIUM THU 28 JAN 2010

JURY		COURSE INFORMATION	
IPC TD:	GRUHN Olaf (GER)	Course Name	Sitski
Assistant IPC TD:	KELLER Rudi (SUI)	Height Difference (HD)	13m
Chief of Competition:	VASINA Jean-Hubert (FRA)	Maximum Climb (MC)	13m
Member:	KOPYTINE Alexei (RUS)	Total Climb (TC)	19m
Member:	EGGER Wolfgang (AUT)	Length of Lap	951m
		Laps	1

Rank	Bib	SURNAME Firstname	NPC	Class	%	WC pts	Heat: Rank	First race
1.	47	PORCELLATO Francesca	ITA	LW10	86	100	Final: 1	3:12.79
2.	49	VAUCHOK Liudmila	BLR	LW11	94	80	Final: 2	3:12.11
3.	53	BOURGONJE Collette	CAN	LW10	86	60	Final: 3	3:20.84
4.	46	ESKAU Andrea	GER	LW11	94	50	Final: 4	3:14.47
5.	42	IURKOVSKA Olena	UKR	LW12	100	45	Semi: 3	3:12.34
6.	52	MAIBØLL Marianne	DEN	LW11.5	98	40	Semi: 3	3:22.45
7.	41	PAVLENKO Lyudmyla	UKR	LW11.5	98	36	Semi: 4	3:17.78
8.	50	MARTHINSEN Marianne V.	NOR	LW12	100	32	Semi: 4	3:20.63
9.	45	BASCIO Monica	USA	LW11	94	29	Quarter: 3	3:22.72
10.	44	TRYFONOVA Svitlana	UKR	LW10.5	91	26	Quarter: 3	3:27.31
11.	51	STEFURAK Nadiya	UKR	LW10	86	24	Quarter: 3	3:34.31
12.	48	TYMOSHCHENKO Tetyana	UKR	LW12	100	22	Quarter: 3	3:43.90
13.	54	WICKER Anja	GER	LW10.5	91	20	Quarter: 4	4:06.09
14.	43	SEO Borami	KOR	LW10.5	91	*		5:05.53

\* - Qualification time was outside the IPC 130% rule

<b>IPC Technical Delegate</b> 
<b>Olaf Gruhn</b> <b>(GER)</b>